Disassembly Assessment Report

Product Name： LCD Monitor.

Model No.： X2783HS-B6

Performance Date： 2021/05/13

Contents

1. Product General Description
2. Hazards for particular dangerous substance
3. Disassembly Tools
4. Disassembly Process
5. Accessory cables
6. Disassembly Time
7. Material Category
8. Assessment Table
9. Summary

1. Product General Information

•Model No. : X2783HS-B6

•Spec. :

- **27”**
- **Resolution: 1920 x 1080**
- **VGA/DP/HDMI/line in/line out**
- **TFT-LCD panel type; LED backlight**
- **Response Time: 14 ms (TYP)**
- **Luminance: 300 cd/m2 (TYP.)**
- **Contrast ratio: 1000:1 (TYP.)**
- **View angle: 89/89**
- **Tilt: -5~23 degree**

• Approval environment standard :

RoHS	ErP Lot6	WEEE	EPEAT
VOC	Recycle mark	Microsoft Windows	DPMS
DDC 2B	CE Mark	CB	TUV/GS
EAC	PSE	EN55032:2012+AC:2013 EN55032:2015 EN55032:2015+AC:2016	VCCI (Japan)
TUV / Ergo	ISO 9241-307	EN50279	

2. Hazards for particular dangerous substance

The following substances, preparations, or components should be disposed of or recovered separately from WEEE in compliance with Article 4.

Capacitors / condensers (containing PCB/PCT)	No used
Mercury containing components	No used
Batteries	No used
Printed circuit boards (with a surface greater than 10 square cm)	Product has printed circuit boards (with a surface greater than 10 square cm)
Component contain toner, ink and liquids	No used
Plastic containing BFR	No used
Component and waste contain asbestos	No used
CRT	No used
Component contain CFC, HCFC, HFC and HC	No used
Gas discharge lamps	No used
LCD display > 100 cm2	Product has an LCD greater than 100 cm2
External electric cable	Product has external cables
Component contain refractory ceramic fibers	No used
Component contain radio-active substances	No used
Electrolyte capacitors (height > 25mm, diameter > 25mm)	Product has electrolyte capacitors (height >25mm, diameter > 25mm)

3, Disassembly Tools

Tool	picture
Philips Screwdriver for M3 screw	
nosed pliers	
Diagonal Cutting Pliers	
Slotted screwdriver	
Six Point Sockets	
Philips Screwdriver for M2.5 screw	
knife	

4, Disassembly process

Remove external cable (WEEE ANNEX VII),
Then start the disassembly process.

a. Remove D-sub cable
(If locked, please release both locked before unplug)
b. Remove DP cable
(Press button on DP connector to unlock before unplug)
c. Remove Power Cord, Audio cable, HDMI cable

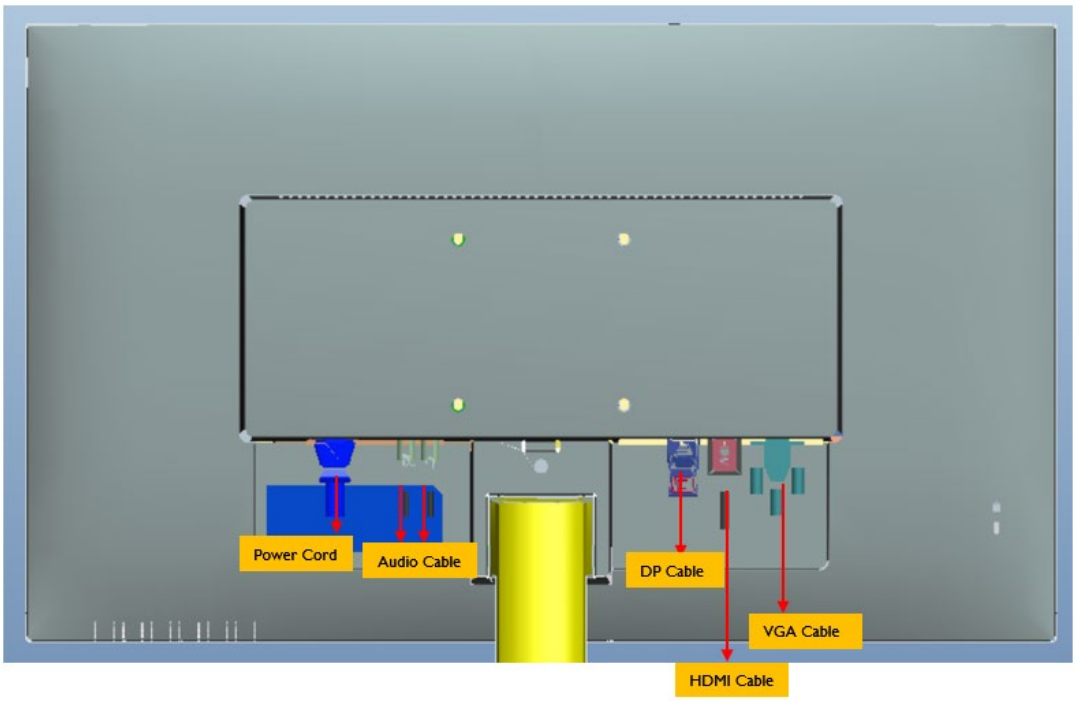

1.Remove ASSY Stand

1.1 Disassembly Assy Stand by hand to push release Botton.



1.2 Unlock the screw by screw driver to ASSY-CLMN & ASSY-Base

1.3 Remove Clip from Assy Column by hand.

1.4 Disassemble Column Back by screw driver.

1.5 Unlock the screws and disassemble the plastic parts



1.6 Unlock the screws by screw driver to separate Hinge parts.



1.7 Disassemble Rubber and Screw from Assy Base by hand



2.Remove ASSY Rear Cover

2.1 Unlock screws by screw driver

2.2 Use Slotted screw driver into disassemble hole to separate RC.

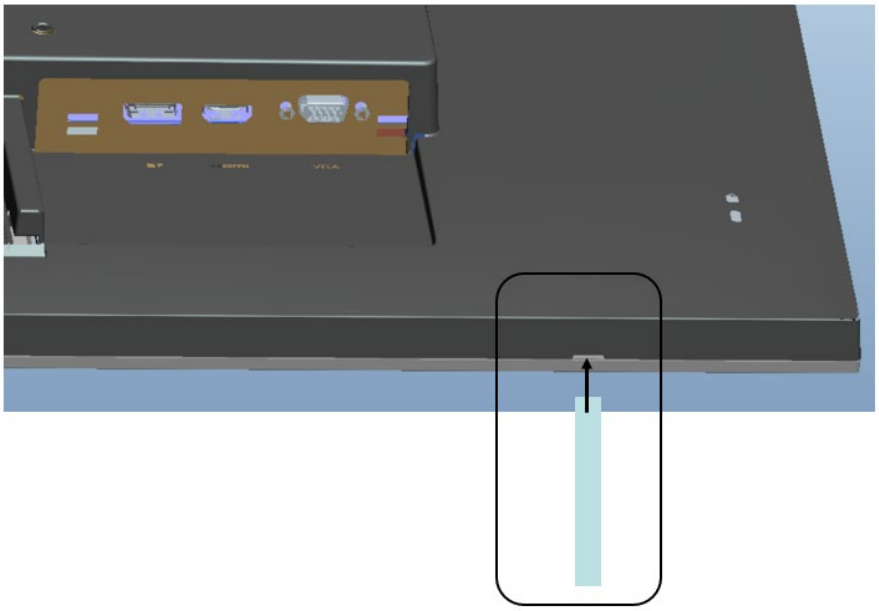

3.Remove ASSY SHD & PCBA

3.1 Remove Fabric conductive tape*1, acetate tapes*1 , BOPP tape*1, CTRL FFC, & LVDS FFC & Panel wire.



3.2 Remove Mylar by hand.

WEEE annex VII PCB



3.3 Unlock Hex screws *2 in at shielding I/O port by hex screw driver.

3.4 Unlock all screws on PCBA by screw driver.

WEEE annex VII PCB



3.5 Disassemble SPK from PCBA by hand



3.6 Disassemble PCBA from ASSY SHD & remove all wires

WEEE annex VII PCB



3.7 Remove SPK from ASSY SHD by hand





3.8 Remove > 2.5cm ECAP from PCBA



WEEE annex VII Capacitor

4. Remove panel & CTRL BD

4.1 Remove PCBA with FFC CTRL by hand

WEEE annex VII PCB



4.2 Remove Panel from FC

5.Accessory cables



6. Disassembly Time

Total time: 4 minutes and 12 seconds

7, Material Category

Table 1 Material Classification

Category	weight(g)	percentage(%)
PCBA (<=10cm2)	0.00	0.00
Plastic	1030.00	18.61
Metal	608.00	10.99
Cable	10.00	0.18
Glass	0.00	0.00
Rubber	1.30	0.02
Other	0.00	0.00
ANNEX VII-Panel	3310.00	59.81
ANNEX VII-Others	575.00	10.39

8, Assessment Table

Table 2 Recycled Characteristic

Characteristics of Product Recycling	Result
Reuse(A)	0.00 g
Recycled(B)	5061.25 g
Energy Recovery(C)	1.30 g
Disposal(D) =(E) - { (A)+(B)+(C) }	471.75 g
Product Weight(E)	5534.30 g
R1':Reuse & Recycled Rate ={ (A)+(B) } / (E)	91.45 %
R2':Recovery Rate ={ (A)+(B)+(C) } / (E)	91.48 %

9, Summary

Table 3 Summary of the Assessment

Assessment specification	WEEE Directive 2012/19/EU		
WEEE Directive Product Category	Consumer Equipment and Photovoltaic Panels		
	WEEE requirement	**Disassembly result**	**Judgment (Pass/Fail)**
Reuse + Recycled Rate(%)	70	91.45	**PASS**
Recovery Rate(%)	80	91.48	**PASS**